



City of York Council

Budget Consultation 2022/23

Interim Results

Nov 2021

The online Budget Consultation 2022/23 opened on 18/10/2021 and closes on 8/12/2021. Additionally, a paper version of the survey was sent to households inside the CYC Our City publication, also with a closing date of 8/12/2021.

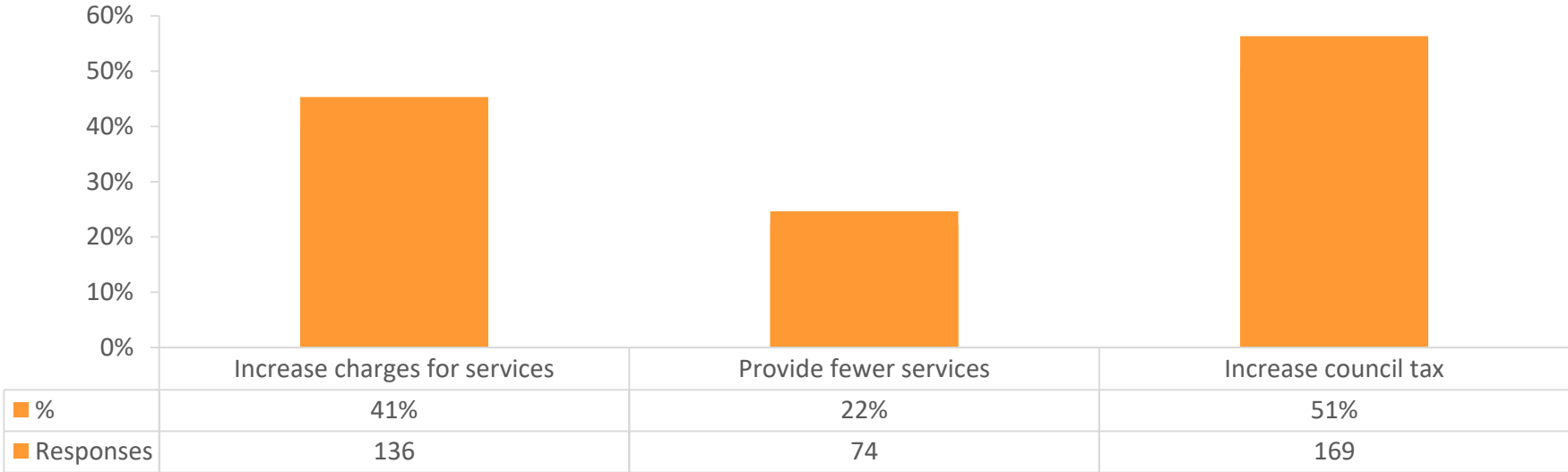
The consultation gives residents and businesses of York the opportunity to put forward their views to help the council make decisions and deliver the budget for 2022/23.

This is an interim report to present the results up to and including 30 November. At this point a total of 358 residents and businesses had participated in the consultation. 270 respondents completed the survey online and 88 had returned a paper copy. Following the survey closure a final report will be written on 9 December.

The consultation results and the raw data will be made available on the council open data platform www.yorkopendata.org.

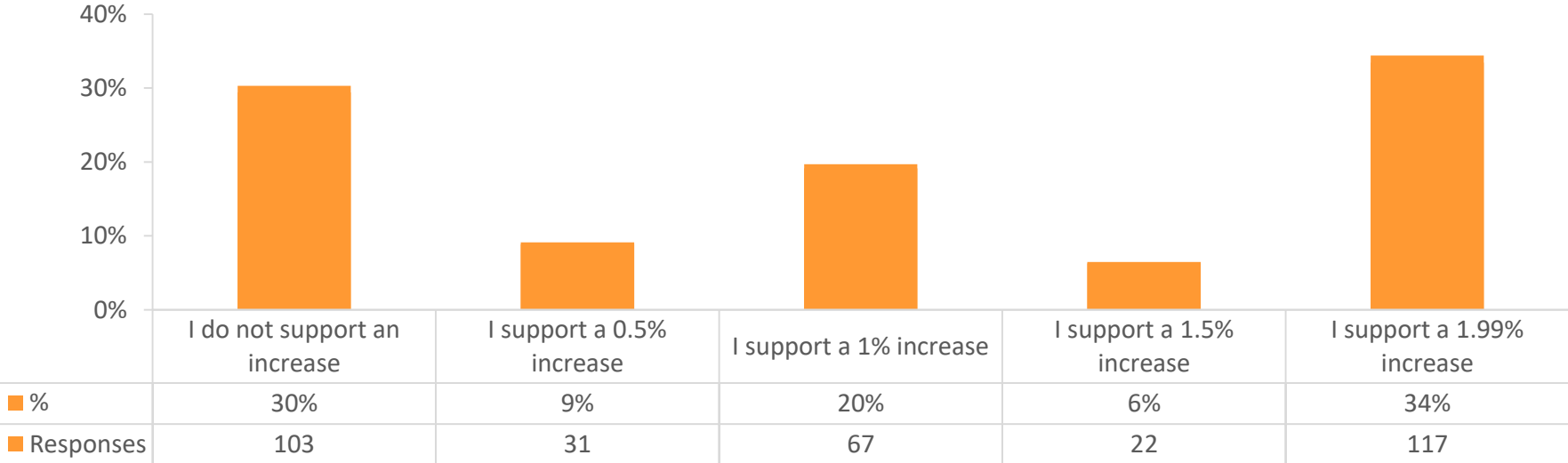
Council Tax

To accelerate recovery and balance the budget, would you rather we; Please select all that apply



(n=333)

Do you support an increase in council tax to balance the budget and if so by how much?

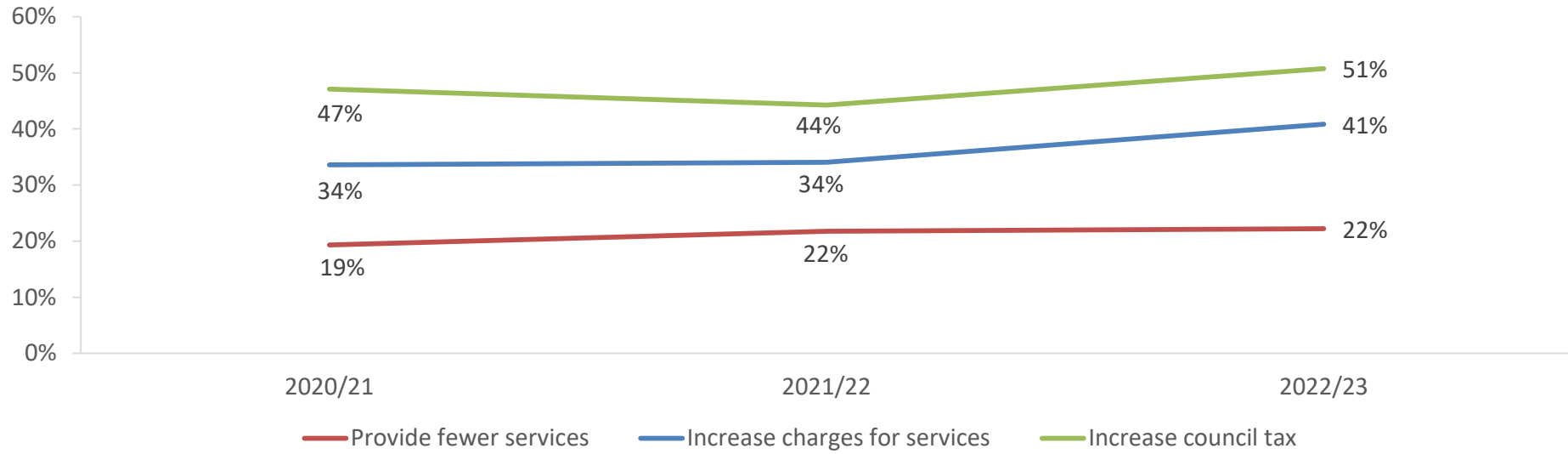


(n=340)

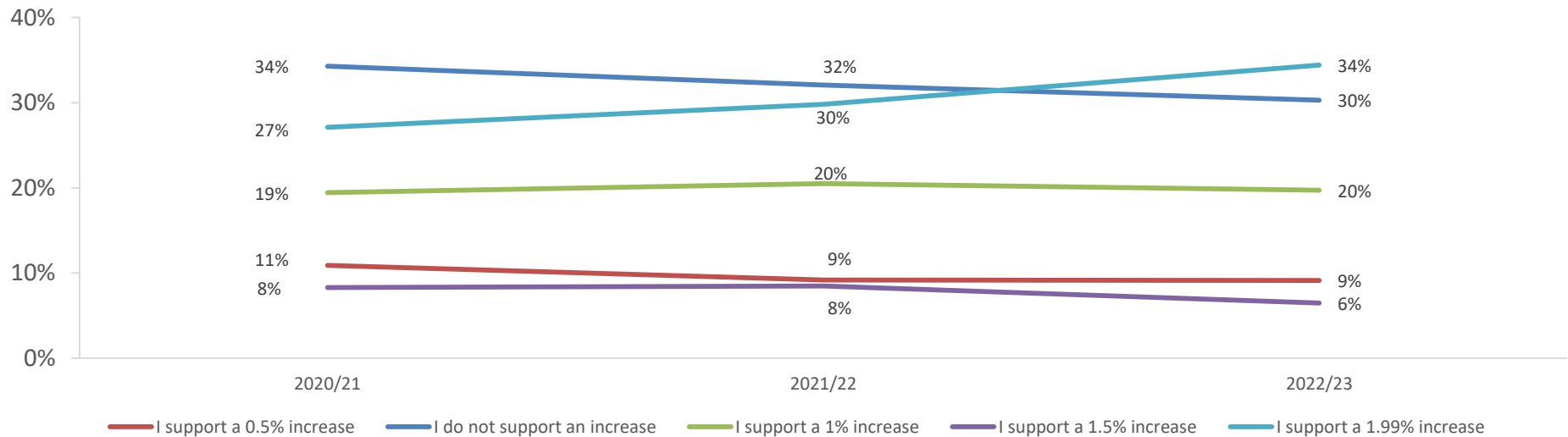
Budget Consultation 2022/23

Council Tax - Three year trend

To accelerate recovery and balance the budget, would you rather we; Please select all that apply

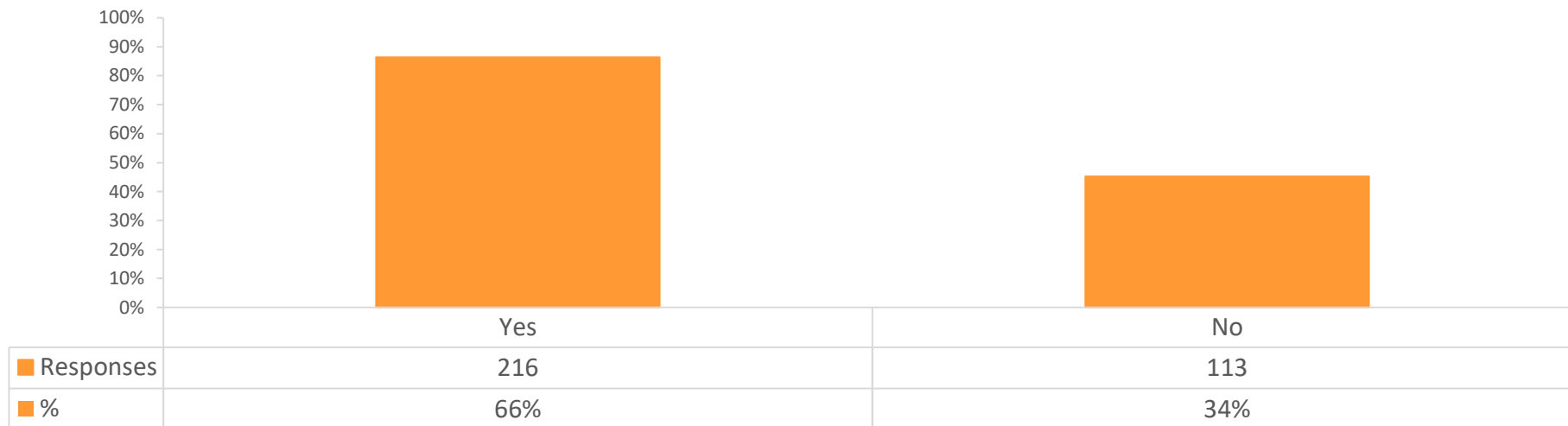


Do you support an increase in council tax to balance the budget and if so by how much?

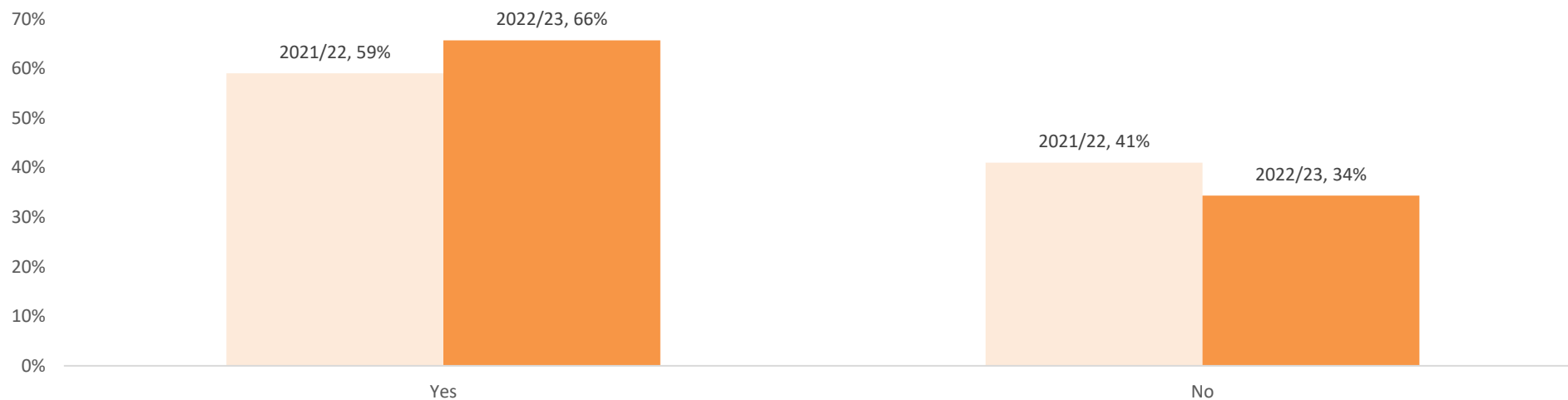


Social Care Precept

Do you support taking the full social care precept of 3%?



Previous responses compared to current responses



Budget Priorities

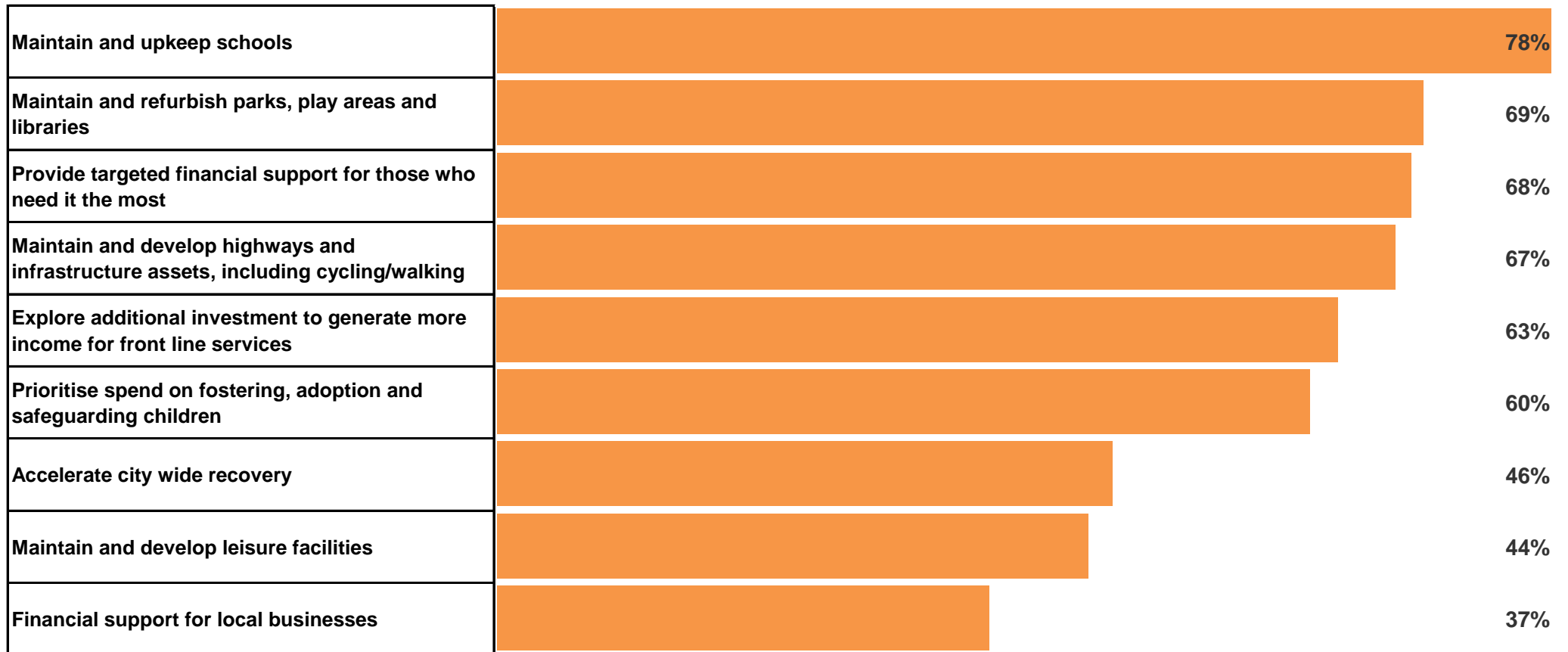
Do you agree or disagree that we should prioritise:

| | Disagree | Disagree (%) | Agree | Agree (%) | Neither | Neither (%) |
|--|----------|--------------|-------|-----------|---------|-------------|
| Accelerate city wide recovery | 54 | 16% | 151 | 46% | 125 | 38% |
| Financial support for local businesses | 95 | 29% | 120 | 37% | 113 | 34% |
| Provide targeted financial support for those who need it the most | 38 | 11% | 227 | 68% | 69 | 21% |
| Maintain and develop highways and infrastructure assets, including cycling/walking | 42 | 13% | 223 | 67% | 69 | 21% |
| Maintain and refurbish parks, play areas and libraries | 32 | 10% | 230 | 69% | 72 | 22% |
| Maintain and develop leisure facilities | 59 | 18% | 145 | 44% | 126 | 38% |
| Maintain and upkeep schools | 20 | 6% | 261 | 78% | 52 | 16% |
| Explore additional investment to generate more income for front line services | 53 | 16% | 207 | 63% | 71 | 21% |
| Prioritise spend on fostering, adoption and safeguarding children | 42 | 13% | 200 | 60% | 89 | 27% |

Budget Priorities

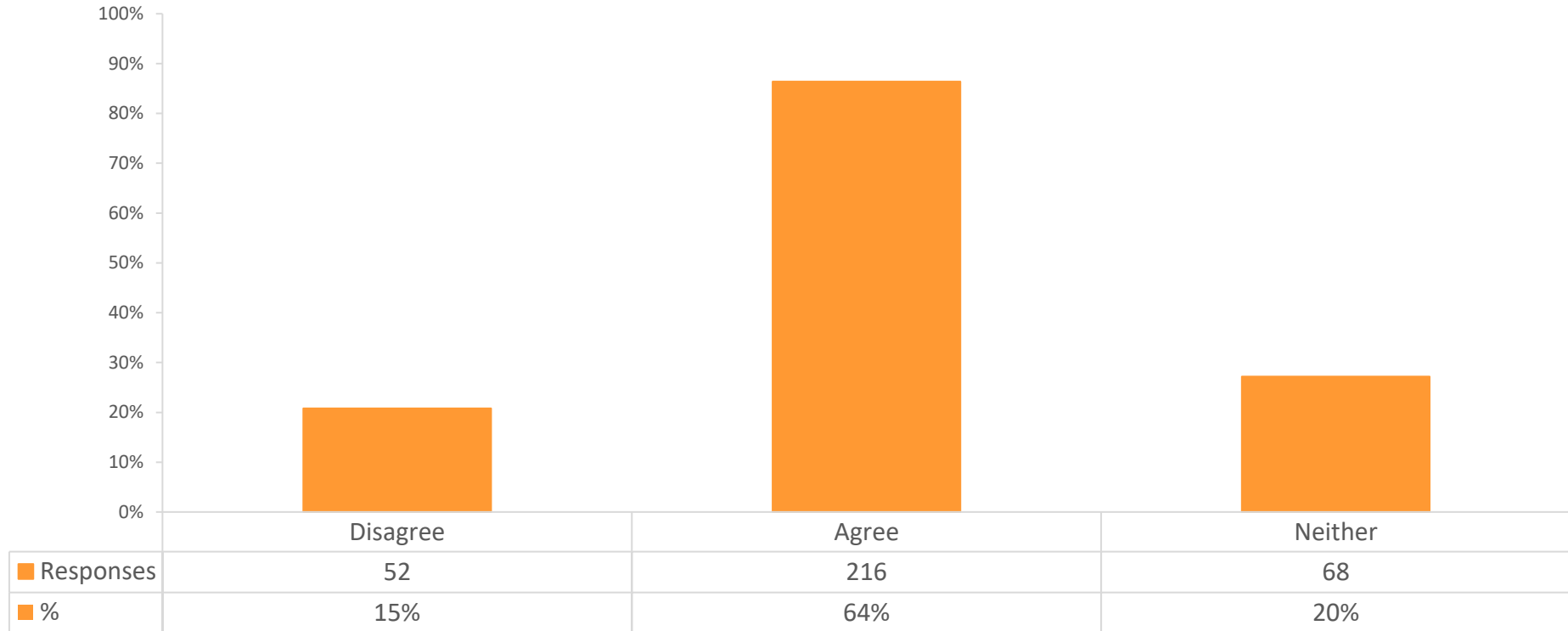
Areas respondents agree should be prioritised

Priorities remain in a similar order to the previous survey with schools at the top and financial support for businesses at the bottom. Maintain and refurbish parks, play areas and libraries has moved up the list with 17% more agreeing this is a priority from last year.



Public Health and recovery from the pandemic

Do you agree or disagree that we should continue to prioritise spending on public health and recovery from the pandemic?



(n=336)

75% agreed the council should prioritise the public health response to the pandemic, including support for mental health in the previous survey.

Budget Consultation 2021/22

Overall response to survey by ward (please note that ward data was only collected from online responses)

| Ward | Responses | Responses (%) |
|----------------------------------|------------|---------------|
| Acomb Ward | 12 | 3% |
| Bishopthorpe Ward | 6 | 2% |
| Clifton Ward | 14 | 4% |
| Copmanthorpe Ward | 10 | 3% |
| Dringhouses & Woodthorpe Ward | 13 | 4% |
| Fishergate Ward | 10 | 3% |
| Fulford & Heslington Ward | 4 | 1% |
| Guildhall Ward | 14 | 4% |
| Haxby & Wigginton Ward | 15 | 4% |
| Heworth Ward | 14 | 4% |
| Heworth Without Ward | 4 | 1% |
| Holgate Ward | 13 | 4% |
| Hull Road Ward | 9 | 3% |
| Huntington & New Earswick Ward | 10 | 3% |
| Micklegate Ward | 26 | 7% |
| Osbalwick & Derwent Ward | 14 | 4% |
| Rawcliffe & Clifton Without Ward | 10 | 3% |
| Rural West York Ward | 13 | 4% |
| Strensall Ward | 9 | 3% |
| Westfield Ward | 8 | 2% |
| Wheldrake Ward | 5 | 1% |
| Unknown | 125 | 35% |
| Total | 358 | |

Results can be split by ward but due to low numbers may not be statistically significant

Budget Consultation 2021/22

Demographics

Age

| Answer choices | Responses | Percentage of total response |
|-------------------|-----------|------------------------------|
| Prefer not to say | 23 | 10% |
| Under 16 | 0 | 0% |
| 16-24 | 2 | 1% |
| 25-39 | 37 | 15% |
| 40-55 | 52 | 22% |
| 56-59 | 20 | 8% |
| 60-64 | 23 | 10% |
| 65+ | 82 | 34% |
| Total | 239 | |

Carer

| Answer Choices | Responses | Percentage of total response |
|-------------------|-----------|------------------------------|
| Prefer not to say | 23 | 10% |
| Yes | 27 | 11% |
| No | 188 | 79% |
| Total | 238 | |

Do you have any physical or mental health conditions or illnesses lasting or expected to last 12 months or more?

| Answer choices | Responses | Percentage of total response |
|-------------------|-----------|------------------------------|
| Prefer not to say | 29 | 12% |
| Yes | 42 | 18% |
| No | 169 | 70% |
| Total | 240 | |

Gender

| Answer choices | Responses | Percentage of total response |
|-----------------------------|-----------|------------------------------|
| Prefer not to say | 28 | 12% |
| Male | 116 | 49% |
| Female | 94 | 39% |
| Gender variant / Non binary | 1 | 0% |
| Total | 239 | |

Served in the Armed Forces

| Answer Choices | Responses | Percentage of total response |
|-------------------|-----------|------------------------------|
| Prefer not to say | 17 | 7% |
| Yes | 19 | 8% |
| No | 202 | 85% |
| Total | 238 | |

Do any of your conditions or illnesses reduce your ability to carry out day-to-day activities?

| Answer choices | Responses | Percentage of total response |
|----------------|-----------|------------------------------|
| A lot | 11 | 18% |
| A little | 23 | 38% |
| Not at all | 26 | 43% |
| Total | 60 | |